



Christ's College Library

iDiscover Guide 2021-2022



idiscover.lib.cam.ac.uk

Searching iDiscover

iDiscover is our online catalogue at Cambridge University. You can find all the books, journals, articles, ebooks and databases you will during your stay at Cambridge University.

You can borrow from **Christ's Library**, [Your Departmental Library](#) and the [University Library](#).

Searching iDiscover

1. In the search bar put identifiable words from the title and author name.
2. Filter to Christ's Library (on right). Your search could still bring many results but hopefully your book is in the top results. Keep filtering.
3. Click on the title of the book which will bring you to the individual book information.
4. Scroll to the middle of the page where there is a list of all the libraries that hold the book.
5. Find Christ's library and check availability. Note down the floor and the classmark (letter– number code next to the location).
6. Come to the library to pick the book up from the shelves or staff can reserve it for you library@christs.cam.ac.uk
7. For ebooks and articles simply follow the iDiscover links to the host page.

The screenshot shows the iDiscover search results for the book 'The Academic Skills Handbook: your guide to success in writing, thinking and communicating at University' by Diana Hopkins & Tom Reid. The page is divided into several sections:

- BOOK:** The Academic skills handbook : your guide to success in writing, thinking and communicating at University / Diana Hopkins & Tom Reid. Diana Hopkins Halsted author ; Tom Reid author. London : SAGE Publications, 2018. ©2018.
- Availability:** Available at Christ's College Library General Interest Collection (Floor 1) (Gen Study Hop 2018) >
- REQUEST OPTIONS:** Christ's College Library General Interest Collection (Floor 1) Gen Study Hop 2018. Hide Details
- Availability:** Availability: (1 copy, 1 available, 0 requests)

On the left side, there is a navigation menu with the following options: TOP, SEND TO, GET IT, DETAILS, and LINKS (which is highlighted in blue).

Searching iDiscover

iDiscover has many features to help you through the hundreds of results with each search

Top Search Tips

- Like Google search you only need identifiable words from your title and author of the book
- iDiscover has filters (on right) where you can filter for Christ's only material, availability etc.
- You can differentiate your search between book or online material like an ebook or article (options on search bar)
- If you know what you are looking you can use Advance Search (top right of search bar)
- Save your searches or book information by logging into your library account and then pinning the information



Additional features of iDiscover

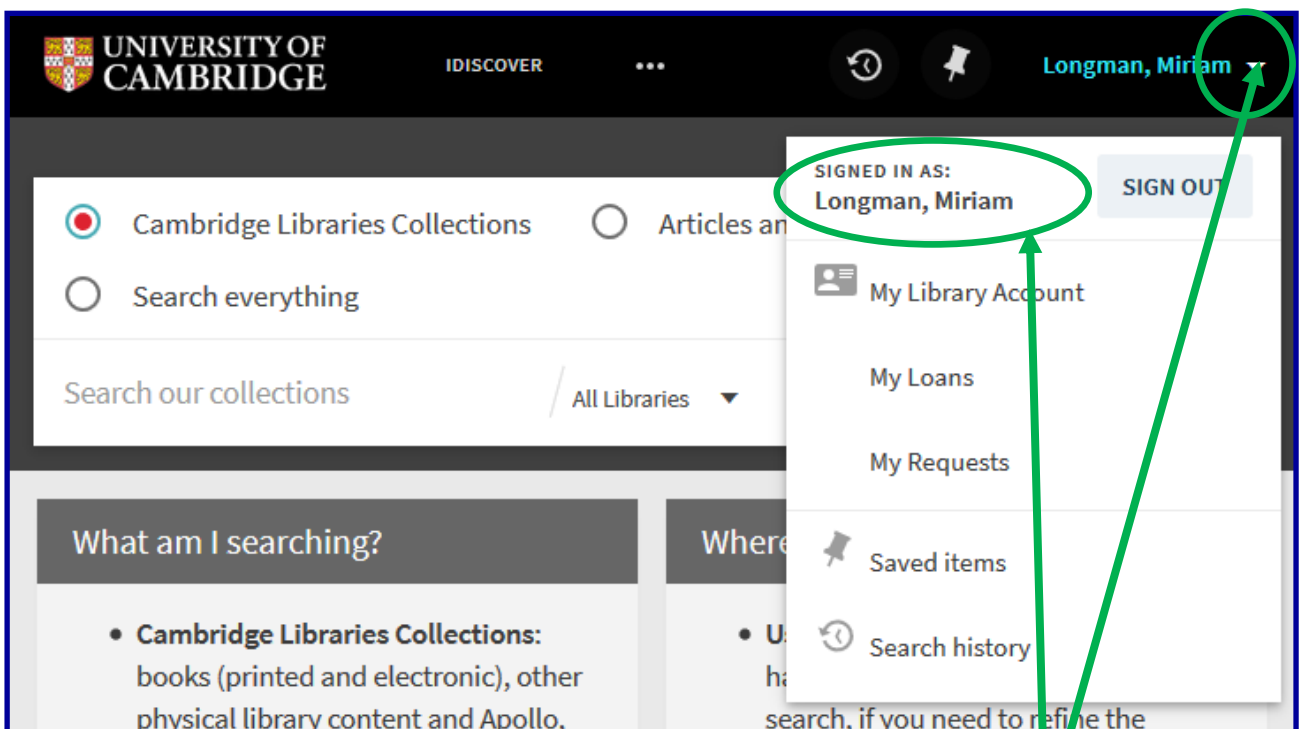
Create references, email—print—export—save your book information.

The screenshot displays the iDiscover interface for a book titled "Modern land law / Martin Dixon." The page includes a "Save searches" button with a pin icon, highlighted by a red box. Below this, there are several action buttons: "EXPORT TO EXCEL", "EXPORT BIBTEX", "RIS (ENDNOTE/ ZOTERO)", "CITATION" (highlighted with a red box), "PERMALINK", "PRINT", and "E-MAIL" (highlighted with a red box). The "Email" section is also highlighted. Under the "References" section, a citation is shown: "Dixon, Martin. *Modern Land Law*. Twelfth ed. 2021." Below the citation is a "COPY THE CITATION TO CLIPBOARD" button. A note at the bottom reads: "Remember to check citations for accuracy before including them in your work". On the left side, there is a list of citation styles: MLA (7th edition), APA (6th edition), Chicago/Turabian (16th edition) (highlighted with a black box), MLA (8th edition), and Harvard Reference format 1 (5th edition).

Your Library Account

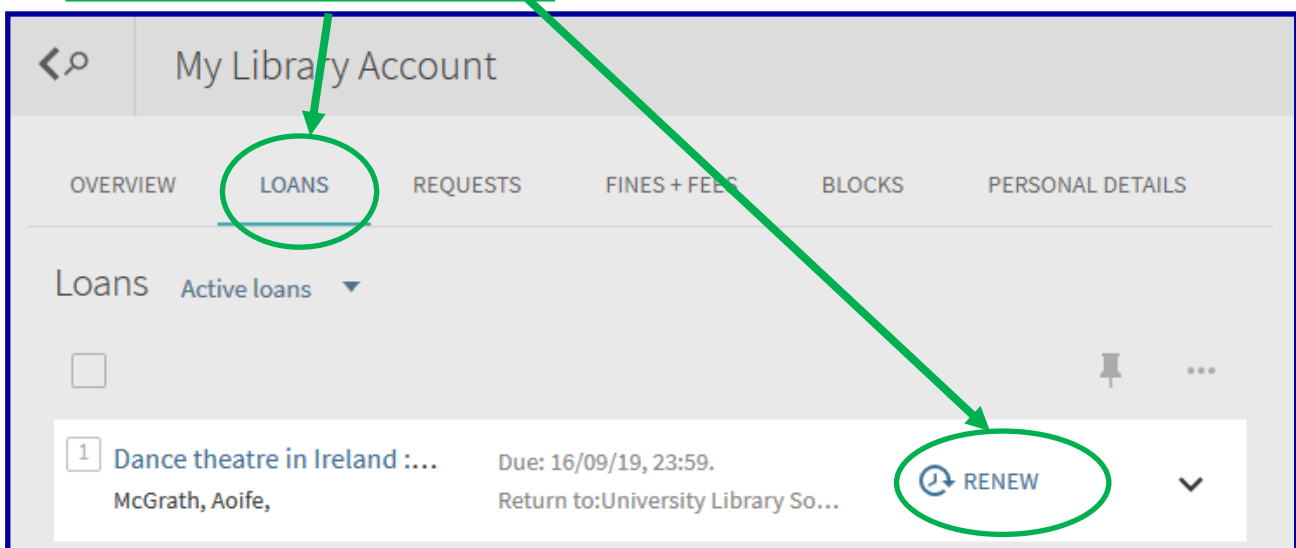
Your Library Account

Log into your Library account on the top right of your iDiscover page (idiscover.lib.cam.ac.uk), to check loans, due dates and fines. You can also renew books, check any requests and saved book information or searches. You will need your Raven password.



Click on the 'loans' tab to see your current loans, and use the 'renew' button to renew them

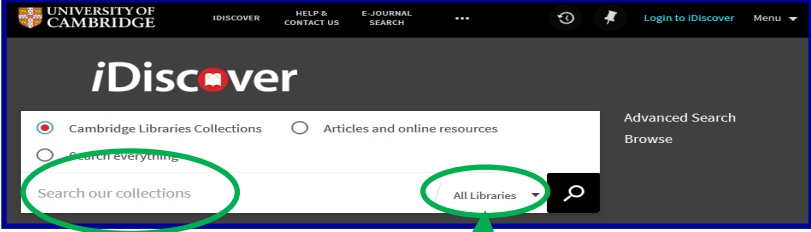
Click on your name to bring up the menu, then select 'My Library Account'.



Books at Christ's

How do I find library materials?

All items in the Working Library are listed in iDiscover, which can also be used to search across the entire University's collections.



The screenshot shows the iDiscover search page. A green circle highlights the search input field with the text "Search our collections". Another green circle highlights the "All Libraries" dropdown menu. A third green circle highlights "Christ's College Library (3)" in the library selection list. A callout box points to the search input field with the text "Use the title, author, or a keyword". Another callout box points to the "All Libraries" dropdown with the text "Select Christ's from the". A third callout box points to "Christ's College Library (3)" in the list.

Use the title, author, or a keyword

Select Christ's from the

- Library
- Ancient India and Iran Trust Library (3)
- Architecture and History of Art Library (1)
- Asian and Middle Eastern Studies Library (1)
- Cambridge Theological Federation (1)
- Christ's College Library (3)
- Churchill College Library (2)
- Clare College (Forbes Mellon Library) (7)

iDiscover will tell you the shelfmark of the item you have been seeking, which you can then use to find it:



The screenshot shows the "REQUEST OPTIONS:" section. It displays "Christ's College Library > Floor 2 > PB1397 .T4E51 1970" with "(1 copy, 1 available, 0 requests)" and "Note: 2002 printing." A green circle highlights the shelfmark "PB1397 .T4E51 1970". A callout box points to this shelfmark with the text "This tells you which floor the book is on. The books are arranged on the shelves using a system of letters and numbers." Below the screenshot is a photograph of a bookshelf with several books. A green arrow points from the callout box to a book with a shelfmark that matches the one in the screenshot. The shelfmark "PB - Celtic Languages" is visible at the bottom of the photograph.

REQUEST OPTIONS:

Christ's College Library > Floor 2 > PB1397 .T4E51 1970
(1 copy, 1 available, 0 requests)
Note: 2002 printing.

This tells you which floor the book is on. The books are arranged on the shelves using a system of letters and numbers.

PB - Celtic Languages

For information on accessing **online resources** please visit <https://libguides.cam.ac.uk/cambridgeebooks>

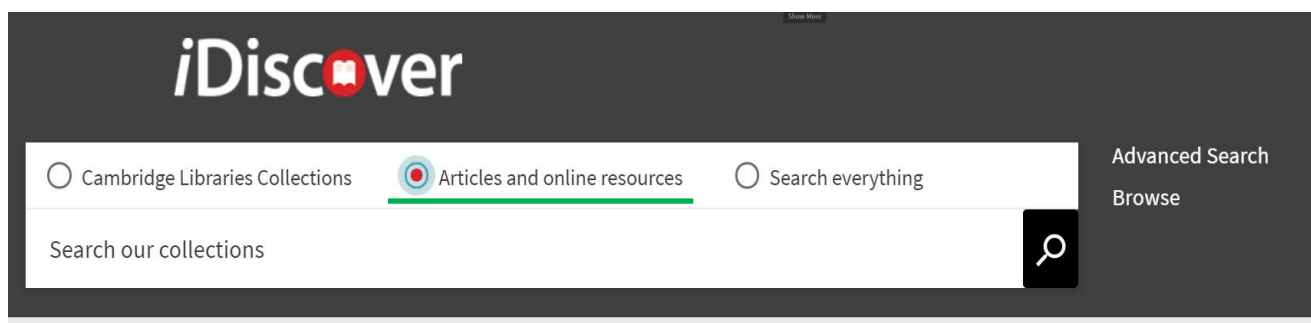
What if someone already has the book I need?

If you want an item that is currently on loan, you can use the 'request' button on iDiscover to request it. You'll be notified by email when the book is returned, and you can pick it up from the 'Recalled Books and Book Requests' shelf by the Reading Room entrance.

Online resources

Online resources

To find any online resources such as ebook or online articles, simply go to iDiscover and select “ Articles and online resources”.



The example below illustrates a search for the book “Mathematical methods ...”. This book is available as a full text online by simply clicking on the link which directs you to the host website

Some online resources have restricted or partial access depending on the host websites and copyright. Follow the link to take you to the host website to see the material accessibility and formats.

For more information on accessing online resources please visit <https://libguides.cam.ac.uk/cambridgeebooks>. For enquiries contact the ebooks team at ebooks@lib.cam.ac.uk.

Online resources

Databases

At the top of the iDiscover page is a link to an A-Z database to find the best library databases for your research. This includes a list of trial databases.



Subject specific online resources

We encourage our users to use all the libraries available to them. Your [Faculty/Departmental Library](#) may have more subject specific material available for you in print or online. It will also list online resources of interest for your subject and have a subject Librarian for enquiries.

Also Cambridge University has created [LibGuides](http://libguides.cam.ac.uk/subjectresources) (libguides.cam.ac.uk/subjectresources) where you can find information per your subject. These are pages created by subject librarians to help you with various tasks, such as using library subject specific resources or doing research.

Accessibility

Christ's Library has a dedicated website detailing assistive resources including disability (<https://www.christs.cam.ac.uk/assist>). There is a libguide specifically for online accessibility (<https://libguides.cam.ac.uk/cambridgeebooks/accessibility>) and the Library Accessibility team can provide material in different formats on answer enquiries. Please contact disability@lib.cam.ac.uk.

QR to Online Resources library information website



Stay in Touch!

Christ's College Library

St Andrew's Street
Cambridge
CB2 3BU



01223 334905



facebook.com/christslib



library@christs.cam.ac.uk
ebooks@lib.cam.ac.uk
disability@lib.cam.ac.uk



@ChristsLibrary



christs.cam.ac.uk/idiscover



@christslibrary

Library Office Opening Hours

Monday to Friday, 9am to 5pm



QR to iDiscover library
information website

Library Staff

Librarian: John Wagstaff

Assistant Librarian: Amy Bowles

Senior Library Assistant: Vasiliki (Celia) Vartholomeou

Assistant Librarian, Rare Books: Jane Gregory

Library Volunteers: Penny Kendrick and Lesley Read